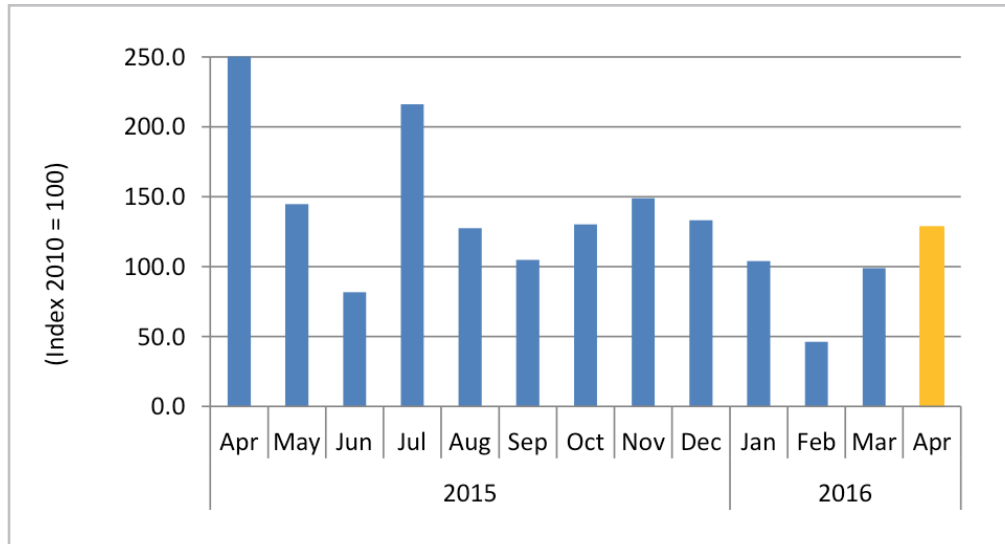
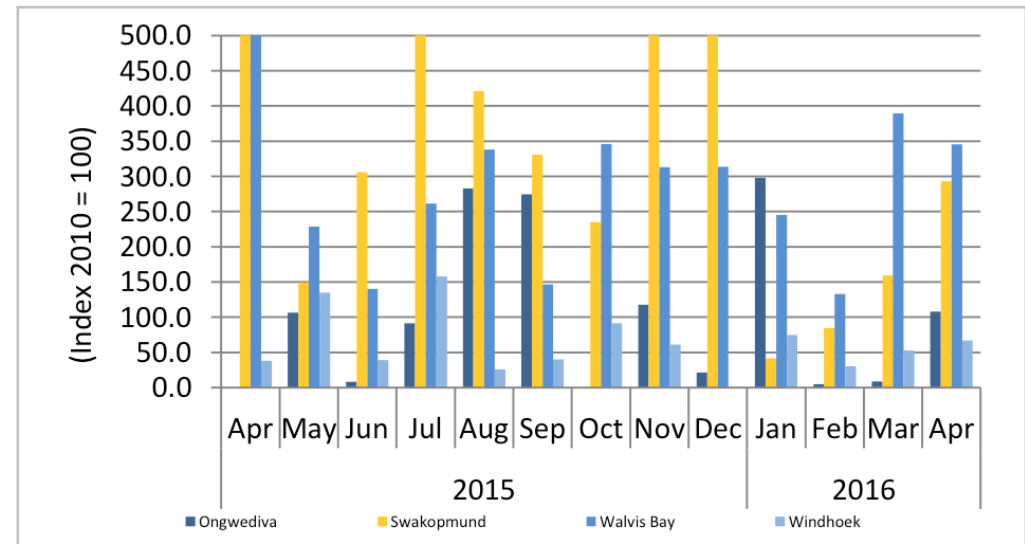


**Chart 1: Buildings Completed Index**




- The Composite Buildings Completed Index for April 2016 increased by registering 128.4 basis points from 99.1 basis points recorded in the preceding month. This represents an increase of 29.6 percent m/m and a decline of 69.8 percent y/y.
- In monetary terms, buildings completed during the period of April 2016 amounted only to N\$ 97 million compared to N\$ 323 million recorded during the same period of 2015.

**Chart 2: Buildings Completed Indices for selected towns**



- **Windhoek** Buildings Completed Index recorded an index of 67.2 basis points in April 2016. This represents an increase of 26.8 percent m/m and 75.5 percent y/y.
- **Swakopmund** Buildings Completed Index recorded an index of 293.0 basis points in April 2016. This represents an increase of 83.9 percent m/m and a decline of 49.0 percent y/y.
- **Walvis Bay** Buildings Completed Index has registered an index of 345.7 basis points in April 2016. This is a decline of 11.2 percent m/m and 88.8 percent y/y.
- **Ongwediva** Buildings Completed Index recorded an index of 108.0 basis points in April 2016. This represents an increase of 1155.8 percent m/m.

The composite buildings completed index in April 2015 exceeded the limited and stood at 425.8 basis points. The building completed indices for Walvis Bay in April 2015 exceeded the limited and stood at 3080.8 basis points respectively. While Swakopmund building completed index for April 2015, July 2015, November 2015 and December 2015 also exceeded the limit and stood at 574.2, 565.0, 509.5 and 770.2 basis points respectively. In order to improve read-ability, we have limited the index scale to 250 basis points and 500 basis points.



# Monthly Building Plans Report


Issue 028  
17 June 2016

**Table 1: Indices of buildings completed**

Year	Month	Ongwediva	Swakopmund	Walvis Bay	Windhoek	Composite index
2013	Jan	471.9	25.3	3 09.0	4 9.0	102.9
	Feb	62.3	1 09.7	2 50.5	107.2	119.5
	Mar	36.4	1 58.7	90.6	207.3	176.8
	Apr	135.2	1 47.0	1 27.9	118.8	124.5
	May	36.0	90.2	1 33.9	188.6	159.6
	Jun	31.7	1 33.3	2 17.2	139.9	139.7
	Jul	-	1 17.1	92.4	9 0.1	87.5
	Aug	841.4	1 50.8	85.5	7 2.1	137.3
	Sep	65.9	1 48.5	1 54.0	4 3.6	70.2
	Oct	15.5	1 50.3	92.8	112.3	108.4
	Nov	138.7	2 86.7	1 80.9	3 6.1	90.6
	Dec	56.6	2 03.1	2 85.9	2 9.0	80.3
2014	Jan	46.4	62.2	37.1	7 8.4	69.7
	Feb	49.1	1 45.8	71.8	165.7	145.1
	Mar	176.9	1 78.6	2 20.7	5 4.1	96.2
	Apr	55.1	56.2	93.4	5 7.6	61.0
	May	167.7	98.7	4 15.9	9 6.5	135.5
	Jun	162.2	1 64.0	3 07.1	5 7.3	104.7
	Jul	84.6	1 07.4	1 17.9	408.1	316.4
	Aug	174.8	4 42.5	1 73.5	9 5.6	153.7
	Sep	15.0	1 70.9	5 21.1	8 1.6	134.8
	Oct	140.6	1 05.6	2 98.2	319.2	277.2
	Nov	10.4	3 81.9	1 32.4	6 5.0	108.8
	Dec	-	81.6	5 60.6	5 4.2	107.5

Year	Month	Ongwediva	Swakopmund	Walvis Bay	Windhoek	Composite index
2015	Jan	-	2 50.9	40.7	2 5.3	54.0
	Feb	385.0	4 82.1	2 20.6	187.1	242.2
	Mar	212.0	1 45.1	2 24.5	7 5.2	109.4
	Apr	-	5 74.2	3,080.8	3 8.3	425.8
	May	106.6	1 49.6	2 28.8	135.0	144.8
	June	8.5	3 05.9	1 40.0	3 9.3	81.9
	July	91.4	5 65.0	2 61.5	157.7	216.1
	Aug	282.8	4 21.3	3 38.4	2 6.1	127.5
	Sep	274.7	3 30.6	1 46.6	4 0.1	104.9
	Oct	-	2 35.0	3 45.9	9 1.3	130.3
	Nov	117.8	5 09.5	3 13.0	6 1.2	149.1
	Dec	21.7	7 70.2	3 13.6	-	133.1
2016	Jan	298.1	41.5	2 45.4	7 4.7	104.1
	Feb	4.7	84.7	1 33.1	3 0.1	46.2
	Mar	8.6	1 59.3	3 89.2	5 3.0	99.1
	Apr	108.0	2 93.0	3 45.7	6 7.2	128.4

The composite buildings completed index in April 2015 exceeded the limited and stood at 425.8 basis points. The building completed indices for Walvis Bay in April 2015 exceeded the limited and stood at 3080.8 basis points respectively. While Swakopmund building completed index for April 2015, July 2015, November 2015 and December 2015 also exceeded the limit and stood at 574.2, 565.0, 509.5 and 770.2 basis points respectively. In order to improve read-ability, we have limited the index scale to 250 basis points and 500 basis points.



# Monthly Building Plans Report

Issue 028  
17 June 2016

## Methodology

**Data Sources:** Selected local authorities from the following town councils:  
Ongwediva  
Swakopmund  
Walvis Bay  
Windhoek

**Base year:** 2010

**Calculations of index:** The NSA monitors the value and number of buildings completed for 24 local authorities on a monthly basis. Four of these towns that accounted for 92 percent of the total values of all buildings completed in 2010 have been selected for the index compilation.

The composite buildings completed index in April 2015 exceeded the limited and stood at 425.8 basis points. The building completed indices for Walvis Bay in April 2015 exceeded the limited and stood at 3080.8 basis points respectively. While Swakopmund building completed index for April 2015, July 2015, November 2015 and December 2015 also exceeded the limit and stood at 574.2, 565.0, 509.5 and 770.2 basis points respectively. In order to improve read-ability, we have limited the index scale to 250 basis points and 500 basis points.