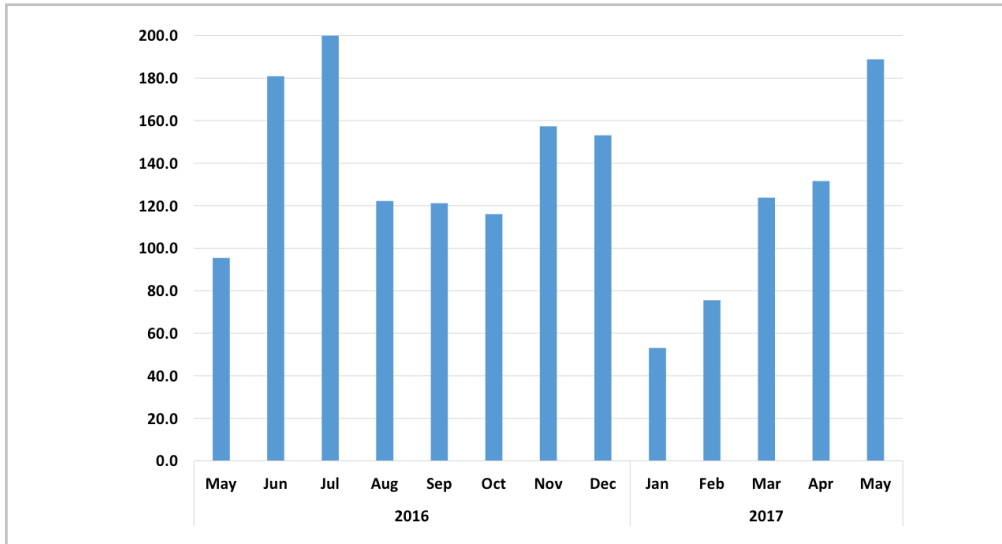


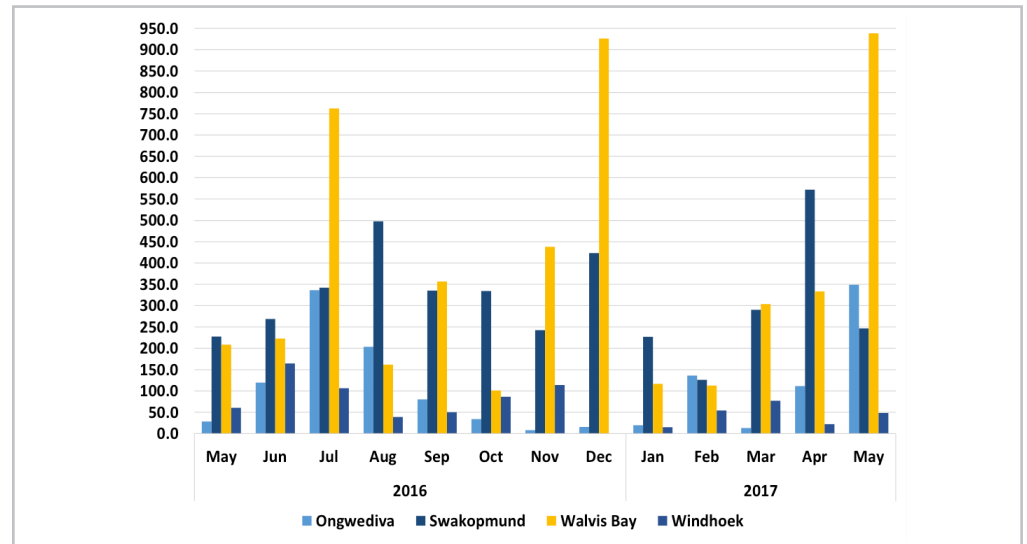


Chart 1: Buildings Completed Index




- The Composite Buildings Completed Index for May 2017 increased to 188.8 basis points from 131.6 basis points recorded in the preceding month. This represents increases of 43.5 percent m/m and 97.9 percent y/y.
- In value terms, buildings completed during the period of May 2017 amounted to N\$ 143.2 million compared to N\$ 99.8 million recorded for the previous month. Whereas, during the same period of May 2016, the value of buildings completed amounted to N\$ 72.4 million.

Chart 2: Buildings Completed Indices for selected towns



- **Walvis Bay** Buildings Completed Index rose to 938.6 basis points in May 2017 compared to 333.5 basis points recorded for the previous month. This translate into increases of 181.4 percent m/m and 350.2 percent y/y.
- **Ongwediva** Buildings Completed Index posted 348.9 basis points in May 2017 compared to 111.4 basis points recorded for the previous month. This represents an increase of 213.3 percent m/m and a massive increase of 1 130.3 percent y/y which can be attributed after excellent performances to the improvements of additions and alterations mainly done on the commercial buildings.
- **Windhoek** Buildings Completed Index recorded 48.4 basis points in May 2017 compared to 22.2 basis points recorded for the previous month. This represents an increase of 118.3 percent m/m and a decline of 20.3 percent y/y.
- **Swakopmund** Buildings Completed Index dropped to 246.6 basis points in May 2017 compared to 572.0 basis points recorded for the previous month. This represents a decrease of 56.9 percent m/m and an increase of 8.3 percent y/y respectively.





Monthly Building Plans Report

Issue 037
3 August 2017

Table 1: Indices of buildings completed

Year	Month	Ongwediva	Swakopmund	Walvis Bay	Windhoek	Composite index
2013	Jan	471.9	25.3	309.0	49.0	102.9
	Feb	62.3	109.7	250.5	107.2	119.5
	Mar	36.4	158.7	90.6	207.3	176.8
	Apr	135.2	147.0	127.9	118.8	124.5
	May	36.0	90.2	133.9	188.6	159.6
	Jun	31.7	133.3	217.2	139.9	139.7
	Jul	-	117.1	92.4	90.1	87.5
	Aug	841.4	150.8	85.5	72.1	137.3
	Sep	65.9	148.5	154.0	43.6	70.2
	Oct	15.5	150.3	92.8	112.3	108.4
	Nov	138.7	286.7	180.9	36.1	90.6
	Dec	56.6	203.1	285.9	29.0	80.3
2014	Jan	46.4	62.2	37.1	78.4	69.7
	Feb	49.1	145.8	71.8	165.7	145.1
	Mar	176.9	178.6	220.7	54.1	96.2
	Apr	55.1	56.2	93.4	57.6	61.0
	May	167.7	98.7	415.9	96.5	135.5
	Jun	162.2	164.0	307.1	57.3	104.7
	Jul	84.6	107.4	117.9	408.1	316.4
	Aug	174.8	442.5	173.5	95.6	153.7
	Sep	15.0	170.9	521.1	81.6	134.8
	Oct	140.6	105.6	298.2	319.2	277.2
	Nov	10.4	381.9	132.4	65.0	108.8
	Dec	-	81.6	560.6	54.2	107.5

Year	Month	Ongwediva	Swakopmund	Walvis Bay	Windhoek	Composite index
2015	Jan	-	250.9	40.7	25.3	54.0
	Feb	385.0	482.1	220.6	187.1	242.2
	Mar	212.0	145.1	224.5	75.2	109.4
	Apr	-	574.2	3080.8	38.3	425.8
	May	106.6	149.6	228.8	135.0	144.8
	Jun	8.5	305.9	140.0	39.3	81.9
	Jul	91.4	565.0	261.5	157.7	216.1
	Aug	282.8	421.3	338.4	26.1	127.5
	Sep	274.7	330.6	146.6	40.1	104.9
	Oct	-	235.0	345.9	91.3	130.3
	Nov	117.8	509.5	313.0	61.2	149.1
	Dec	21.7	770.2	313.6	-	133.1
2016	Jan	298.1	41.5	245.4	74.7	104.1
	Feb	4.7	84.7	133.1	30.1	46.2
	Mar	8.6	159.3	389.2	53.0	99.1
	Apr	108.0	293.0	345.7	67.2	128.4
	May	28.4	227.7	208.5	60.7	95.4
	Jun	119.5	269.0	223.1	164.5	180.9
	Jul	336.2	342.3	762.5	106.4	221.9
	Aug	203.5	497.6	161.9	39.2	122.2
	Sep	80.1	335.2	356.7	50.3	121.2
	Oct	34.1	334.4	101.3	86.4	116.1
	Nov	8.2	242.6	438.1	114.0	157.4
	Dec	15.5	423.2	926.4	-	153.1
2017	Jan	19.6	227.1	116.7	14.9	53.1
	Feb	136.3	126.0	112.8	54.5	75.5
	Mar	13.0	290.3	303.9	77.0	123.8
	Apr	111.4	572.0	333.5	22.2	131.6
	May	348.9	246.6	938.6	48.4	188.8



Methodology

- Data Sources:** Selected local authorities from the following town councils:
Ongwediva
Swakopmund
Walvis Bay
Windhoek
- Base year:** 2010
- Calculations of index:** The NSA monitors the value and number of buildings completed for 24 local authorities on a monthly basis. Four of these towns that accounted for 92 percent of the total values of all buildings completed in 2010 have been selected for the index compilation.